




ओ३म्

ANNUAL ACCOUNTS &

BALANCE SHEET

2014 - 2015



**GURUKULA KANGRI VISHWAVIDYALAYA
HARIDWAR (UTTARAKHAND) – 249404**
(Deemed to be University u/s 3 of UGC Act, 1956)


GURUKUL KANGRI VISHWAVIDYALAYA

GURUKUL KANGRI, HARIDWAR - 249404 (UTTARAKHAND)


(Deemed University u/s 3 of UGC Act, 1956)

BALANCE SHEET AS AT 31 MARCH, 2015


PARTICULARS	Schedule	2014-15	2013-14
SOURCES OF FUNDS :			
UNRESTRICTED FUNDS			
Corpus Fund - Infrastructural	1	66,26,75,516.96	26,07,73,357.96
Corpus Fund - Current	2	12,88,56,456.39	13,44,17,555.54
RESTRICTED FUNDS			
	3	61,18,497.00	39,74,99,189.00
LOANS / BORROWINGS			
Secured (internal for OBC Projects)		2,70,49,910.00	2,50,49,910.00
Unsecured			
CURRENT LIABILITIES & PROVISIONS			
Dharohar	4	3,62,88,673.91	3,33,78,371.86
Deductions	5	21,10,517.95	18,78,681.45
Sundry Creditors	6	5,85,358.00	12,73,601.00
Maint. Grant (Advanced for next year)		-	5,60,00,000.00
Maintenance Grant Balance C/f		1,52,37,000.00	1,37,94,893.74
TOTAL		87,89,21,930.21	92,40,65,560.55
APPLICATION OF FUNDS :			
FIXED ASSETS	7	54,42,18,293.12	44,17,05,978.58
INVESTMENTS	8	9,79,14,500.00	10,79,14,500.00
CURRENT ASSETS, LOAN & ADVANCES	9	23,67,89,137.09	37,44,45,081.97
MISC. EXP. (to the extent not written off or adjusted)		-	-
TOTAL		87,89,21,930.21	92,40,65,560.55
Notes on Accounts form part of the Annual Accounts	16		



(R.K. Misra)
Finance Officer



(Dr. Vinod Kumar)
Registrar



(Dr. Surender Kumar)
Vice-Chancellor

Date : 04 August, 2015

Place : Haridwar


GURUKUL KANGRI VISHWVIDYALAYA
GURUKUL KANGRI, HARIDWAR - 249404 (UTTARAKHAND)
(Deemed University as 3 of UGC Act, 1956)
INCOME & EXPENDITURE A/C
FOR THE YEAR ENDED ON 31 MARCH, 2015

PARTICULARS	Schedule	2014-15				2013-14
		Unrestricted Funds		Restricted Fund	Total	
		Corpus Fund - Infra.	Designated Fund			
INCOME :						
ACADEMIC RECEIPTS	10	-	-	13,32,76,015.00	-	12,83,44,554.00
MAINTENANCE GRANT FROM UGC		-	-	35,27,00,000.00	-	28,92,72,841.00
INCOME FROM INVESTMENTS/INTEREST		-	-	37,54,831.30	-	24,04,003.00
OTHER INCOMES*	11	46,55,38,428.00	3,53,93,387.35	1,14,96,605.00	12,91,148.00	1,50,44,051.40
TOTAL (A)		46,55,38,428.00	3,53,93,387.35	50,12,27,451.30	12,91,148.00	43,50,65,449.40
EXPENDITURE :						
SALARY EXP.	12	-	-	29,37,38,210.00	-	25,18,41,990.00
PENSION & RETIREMENT BENEFIT	13	-	-	4,24,06,745.00	-	2,31,79,166.00
PERSONAL CLAIMS	14	-	-	4,81,02,217.00	-	4,23,96,511.00
OTHER EXPENSES*	15	45,59,31,528.00	3,949.00	8,76,98,004.03	3,76,581.00	7,72,99,824.63
Depreciation		-	-	2,52,90,070.45	-	2,51,29,069.80
TOTAL (B)		45,59,31,528.00	3,949.00	49,72,35,246.48	3,76,581.00	41,98,46,561.43
Surplus (Deficit)		96,06,900.00	3,53,89,438.35	39,92,204.82	9,14,567.00	1,52,18,887.97
Unspent Balance of Maintenance Grant				1,52,37,000.00		1,37,94,893.74
Balance Surplus (Deficit) C/F to Funds		96,06,900.00	3,53,89,438.35	(1,12,44,795.18)	9,14,567.00	14,23,994.23

*: Include Restructuring of Funds in respect of Corpus Fund and Designated Fund as per new format of Balance Sheet.


 (R.K. Mishra)
 Finance Officer


 (Dr. Vinod Kumar)
 Registrar


 (Dr. Surender Kumar)
 Vice-Chancellor